

# User-friendly and communicative!




## Altivar 312

Variable speed drives for  
three-phase asynchronous motors,  
0.18 to 15 kW at up to 600 V

**Schneider**  
Electric

# Altivar 312 range

Designed for robustness and compatibility with the control system architectures of your machines



## Enhanced communication:

- CANopen Daisy Chain, DeviceNet, Profibus DP

## Simplified user interface:

- Setup via mobile phone (Bluetooth®)
- Intuitive navigation
- Local control on the front panel

## Numerous application-specific functions

## Auto-tuning for maximum performance

## Integrated EMC filter

## Rugged for use in all environments

# Increased performance for industrial machines



- Materials handling and packaging
- Packing
- Textile machines
- Special machines
- Pumps and fans



**Up to 30 % more performance**

compared to the market average





1TB-2



# Special functions for each type of machine



## Materials handling

- +/- speed
- Brake sequence
- Motor switching
- Management of limit switches
- Switching frequency up to 16 kHz
- Current limitation
- Linear ramps, S, U or customised
- Second ramp



## Packaging and packing

- Brake sequence
- Output contactor control
- Accessible DC bus



## Special machines

- Current limitation
- Catch on the fly
- Controlled stop on loss of line supply
- Derated operation



## Textile machines

- 16 preset speeds
- +/-10V bipolar input reference
- PI regulator



## Pumps, ventilation

- PI regulator and reference, automatic/manual
- Automatic restart
- Stop modes in the event of a fault
- Limitation of low speed operating time
- Detection of current, torque and thermal state thresholds of drive and motor

## Other options

- Protection of machine by locking parameters
- Multiple assignment of logic inputs
- Saving a set of parameters
- Management of external faults
- Display of parameters: current, power, torque, speed, frequency, etc.



**50 application-specific functions listed in the catalogue**

# Simplicity to boost the performance of your machines

## Local control on the front panel

Ergonomically designed button for simple navigation

Run/Stop commands on the device

Snap-lock seal



Universal communication tools and networks for your control system architectures via the RJ45 port.

## Increased productivity

- Reduced design and installation costs thanks to the SoMove software workshop
- Auto-tuning saves setup time and optimises performance
- Full mechanical and software compatibility with the Altivar 31 in event of replacement
- The compact size means smaller enclosures (integrated EMC filter and side-by-side mounting without derating)

## Remote HMI terminals




- Same as Altivar 61 and 71
- Plain text in your language



- Same as Altivar 12
- LED display

# Communication with your control system architectures

One connection, one software tool to programme the PLC and configure the drives



Altivar 312 integrates transparently into your architectures and communicates with all control system products:

- Modbus and CANopen are integrated as standard
- Option cards: CANopen Daisy Chain, DeviceNet, Profibus DP
- Gateways for Ethernet/Modbus and Fipio/Modbus



**A global range with universal product references:**

Altivar 312 accompanies your machines wherever they travel in the world.

# User-friendliness expressed through dialogue

## A common platform

Duplicate the configuration using the many common tools available for Altivar and Lexium series 2: Simple Loader, Multi-Loader, graphic interface, SoMove software workshop, Bluetooth interface and mobile phone software.

## Preparation of files

The SoMove software workshop enables the design office to prepare the files for drive configuration. 2 methods for loading the configuration:

- Direct from PC to drive using a USB/RJ45 cable
- Without a PC, via an SD memory card using Multi-Loader

## Equipment testing

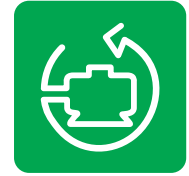
The SoMove software workshop serves as a dynamic debugging tool for your machine. The oscilloscope function is extremely useful when making adjustments.

## Multi-Loader configuration tool

The configurations of several drives are stored on a standard SD memory card. Simply load it directly into your PC or insert into the Multi-Loader, which can be used as a card reader.

## Simple Loader duplication tool

Copy the settings from a configured drive and duplicate on all your machines.



SoMove  
Software workshop



## Save Time

when setting up the device: using Multi-Loader, you can select and transfer the required file in a matter of seconds.





# Use your mobile to configure your Altivar 312

## Efficiency

with an all-in-one solution

- Download and transfer configurations
- Drive adjustment and maintenance
- Send and receive configuration files locally or remotely in a matter of seconds

## Safety

and confidentiality

- Monitor and adjust your machine from a secure location
- Bypass all the usual physical and security constraints to access your machines via the Bluetooth wireless connection. You don't even need to open the enclosure!
- Save changes or reinstall saved configurations whenever you want

## Simplicity

and comfort

- Work in comfort using Bluetooth wireless communication. Take advantage of the user-friendly SoMove Mobile™ dialogue functions
- You know which menu you are in at any time
- Share configuration files via MMS or email



## Altivar Innovation

Remote configuration to update settings by mobile or PC via Bluetooth.

# A wide range of products meeting safety and international standards

## A robust legacy

- All the advantages of Altivar 31
- Excellent resistance to harsh environments (50°)
- Coated cards as standard (IEC 60721-3-3 Classes 3C2 and 3S2)
- Excellent resistance to power supply and motor interference

## Large voltage range

- Single-phase 200 to 240 V with an integrated C2 EMC filter and optional C1 filter
- Three-phase 200 to 240 V
- Three-phase 380 to 500 V with integrated C2 EMC filter
- Three-phase 525 to 600 V

## Compliance with specific requirements

- Integrated Class 2 EMC filter for radiated and conducted emissions
- Local control integrated in the drive (programmable)
- Positive and negative logic
- DIN rail mounting
- UL Type 1 kit

## Standards and certifications

EC/EN 61800-5-1, IEC/EN 61800-3 (environments 1 and 2, C1 to C3), CE, UL, CSA, C-Tick, NOM, GOST



**Make the most of your energy!**





**Schneider Electric Industries S.A.S.**

Head office  
35 rue Joseph Monier  
92500 Rueil-Malmaison  
FRANCE

[www.schneider-electric.com](http://www.schneider-electric.com)

Due to possible changes in standards and equipment, the features described in this document in the form of text and images are subject to confirmation by Schneider Electric.  
Designed and created by: Gavrinis  
Photos: Schneider Electric - Shutterstock